

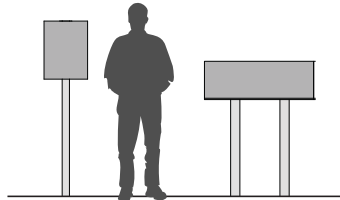


Sign Solutions


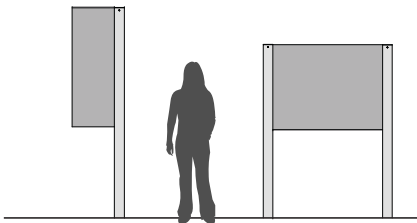
iZone Imaging has made purchasing your next signage system easier!

We offer complete post and panel assemblies in a number of styles and configurations. All designed to accommodate durable and vibrant custom high pressure laminate (CHPL) panels.

Our **Classic Line** is our most popular and extensive mounting system. The clean lines of this tough, yet simple design will ensure that your CHPL panel is installed securely and your panel is properly showcased without distracting from your message or design. The Classic Line also offers either a slotted post for concealed fasteners or bracket mounts for easy maintenance.



Metal posts and brackets are available in the following finishes:



Sherwood Green (Sand Textured) Powder Coat



Medium Brown (Sand Textured) Powder Coat

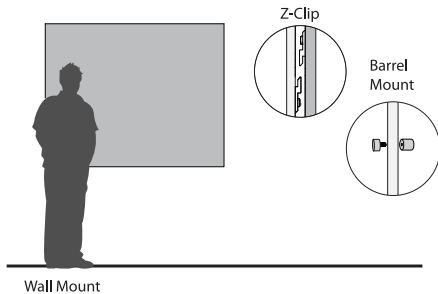


Black (Sand Textured) Powder Coat

Hundreds of custom colors are also available on request.

Looking for something a little different?

iZone Imaging understands that sometimes your project calls for something that is “not the standard.”



We also offer **Complimentary** mounting options for rail mount, wall mount and trail marker solutions. No matter how custom your projects needs are, iZone Imaging has the solutions you are looking for to ensure your project will make a lasting impression.

